



Making Team Projects Work

Five Tips to Improve Your Student Team Projects

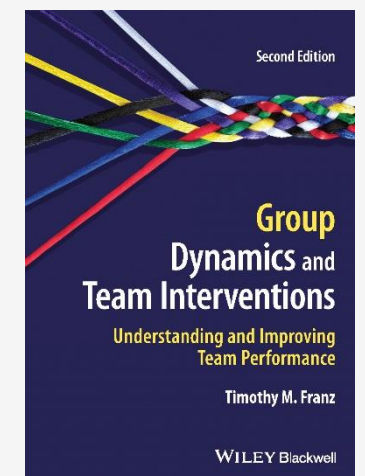


Timothy M. Franz
with Lauren A. Vicker
February 26, 2025

Timothy M. Franz

- Professor at St. John Fisher
- Author
- Consultant
- Parent, Husband, & Community Volunteer









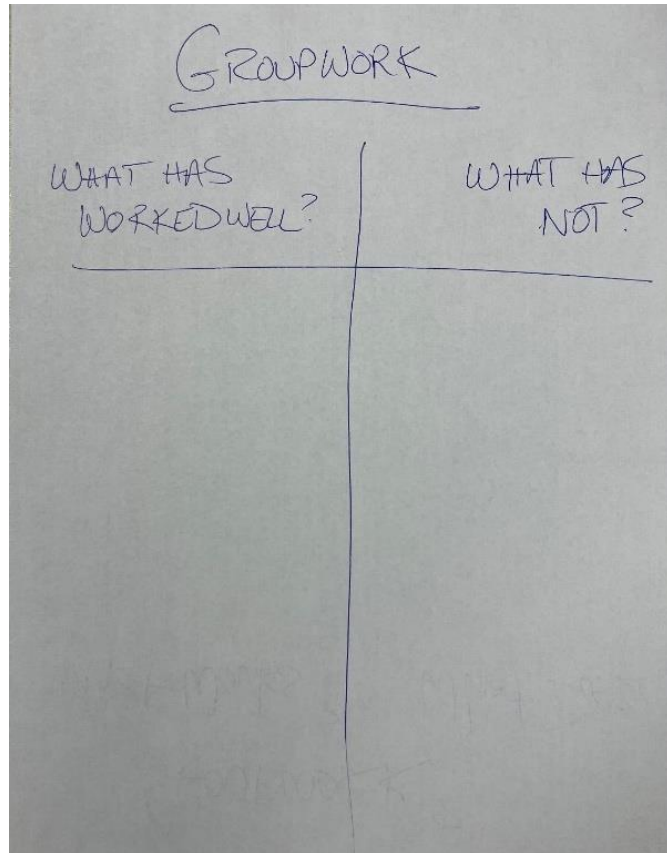
FRANZ CONSULTING
team & organizational development



Lauren A. Vicker

- Professor Emeritus, SJF
- Small Group Communications
- Author
- Grandparent & Community Volunteer





Your Thoughts: Groupwork & Team Projects in the Chat




Best Practices Tip #1 Assign Students to Groups

It Depends, But...

Self-Selection is **NOT** a **Best Practice!**

- Groups require diverse backgrounds
- Self-Selection doesn't diversify groups
 - Similarity-Attraction from Psychology
- It's not the real world
- People are left out



Tip #1 (continued) Best Ways to Create Groups and Teams?

- Use a Transparent Process
 - Random
 - Criteria that randomizes
 - Form teams intentionally
- Then Start with a Team Charter

Best Practices Tip #2 Use Groupwork to Engage Students

- Think, Pair Share
- Group Discussion Questions
- Learning Thru Discussion
(by [Hill](#))
- Each One, Teach One (a peer-learning strategy)
- Run a Team Project



Best Practices Tip #3

Managing Group Conflict

- Set Objective Task Criteria
- Separate the People from the Problem
- Focus on the Goal & Shared Interests
- Generate Many Possible Ideas
- Ongoing Group Dialogue
 - Start, Stop, Continue

As a Last Resort: Get Involved!



Best Practices Tip #4: Evaluating Teamwork

- Start with the End in Sight
 - Think about your rubric
 - Share your rubric
- Incorporate Ongoing Feedback
- Decide on the Weighting
 - Peer vs Instructor?

Component	Comments
Presentation Content: -- <i>task, people analysis</i> -- <i>group dynamics</i> -- <i>outcome analysis</i>	_____/30 points
Data Analysis: -- <i>explanation</i> -- <i>presentation</i>	_____/20 points
Delivery: -- <i>organization</i> -- <i>appearance</i> -- <i>eye contact</i>	_____/10 points
Use of Visual Aids	_____/10 points
Handling Q&A:	_____/10 points
Use of Time:	_____/10 points
Group Portfolio: -- <i>appearance</i> -- <i>organization</i> -- <i>content</i>	_____/10 points
GRADE:	

Best Practices Tip #4 (continued)

Tips for Peer Evaluation

1

Prepare Your
Teams

2

Train Your
Teams

3

Peer
Evaluation

- Create opportunities
- Separate developmental and performance feedback



[Video: Teaching Peer Feedback](#)

Best Practices Tip #5

Improving Virtual Teamwork

1. Start teams with face-to face meetings
2. Schedule regular face-to-face meetings
3. Include extra work on teambuilding
4. Know your tools
5. Teach to the tools
6. Match the tool to the task
7. Remain organized
8. Appoint a leader who understands virtual work

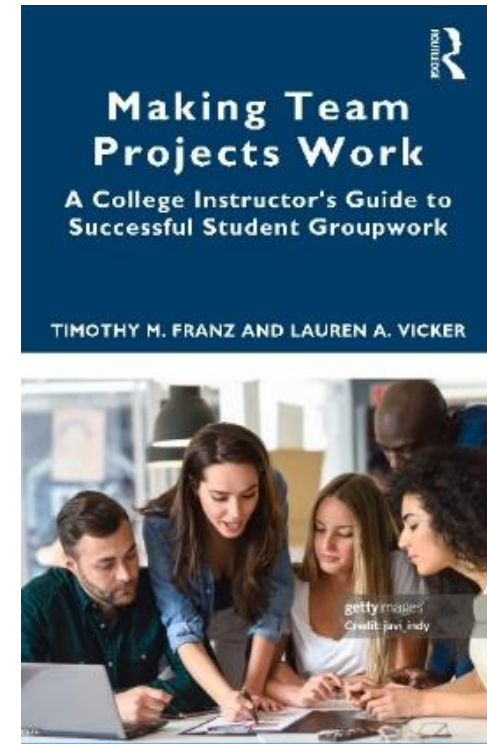


Your Turn: Open Dialogue

Based on today's program, what is one thing that you will do to improve groupwork and teamwork in your class?



Questions?





Thank you!

Tim Franz
tfranz@sjfc.edu
585-385-8170

Lauren Vicker
lvicker@sjfc.edu

Find us on:

- LinkedIn: www.linkedin.com/in/tim-franz-consulting/
- LinkedIn: www.linkedin.com/in/laurenvicker/
- TikTok: www.tiktok.com/@timstipsforteam
- Facebook: www.facebook.com/MakingTeamProjectsWork
- YouTube: www.youtube.com/@timfranz7994
- Website: www.teambuildingprocess.com

