




COMMUNITY VALUES

-  SCHOLARSHIP
-  LEADERSHIP
-  PHILANTHROPY & SERVICE
-  BROTHERHOOD & SISTERHOOD
-  GROWTH

UNIVERSITY OF SOUTHERN INDIANA

FRATERNITY & SORORITY LIFE

SPRING 2014

# Semester *recap*

## *Scholarship*

COMMUNITY OVERVIEW

Interfraternity Council	Active Membership		New Membership		Chapter Membership		
	Reported	Semester GPA	Reported	Semester GPA	Reported	Semester GPA	Chapter Ranking
Alpha Sigma Phi	10	2.92	0	0.00	10	2.92	4/7
Kappa Alpha Order	50	2.76	5	2.94	55	2.78	5/7
Lambda Chi Alpha	36	2.95	4	2.97	40	2.95	3/7
Phi Delta Theta	34	2.91	7	1.96	41	2.74	6/7
Sigma Pi	22	3.15	0	0.00	22	3.15	1/7
Sigma Tau Gamma	40	3.10	3	3.51	43	3.14	2/7
Tau Kappa Epsilon	15	2.65	3	2.03	18	2.55	7/7

Panhellenic Council	Active Membership		New Membership		Chapter Membership		
	Reported	Semester GPA	Reported	Semester GPA	Reported	Semester GPA	Chapter Ranking
Alpha Sigma Alpha	105	3.22	0	0.00	105	3.22	2/4
Alpha Sigma Tau	71	3.14	0	0.00	71	3.14	4/4
Delta Zeta	83	3.17	0	0.00	83	3.17	3/4
Gamma Phi Beta	91	3.39	0	0.00	91	3.39	1/4

National Pan-Hellenic Council	Active Membership		Intake Membership		Chapter Membership		
	Reported	Semester GPA	Reported	Semester GPA	Reported	Semester GPA	Chapter Ranking
Alpha Kappa Alpha, Inc.	13	2.74	0	0.00	13	2.74	2/2
Delta Sigma Theta, Inc.	3	3.07	2	3.21	5	3.13	1/2

Fraternity/Sorority Life Community	Active Membership		New Membership		Overall	
	Reported	Semester GPA	Reported	Semester GPA	Reported	Semester GPA
All Sorority Average	366	3.22	2	3.21	368	3.22
All Fraternity Average	207	2.93	22	2.61	229	2.90
All Greek Average	573	3.11	24	2.66	597	3.09

USI Undergraduates	Reported	Semester GPA
All Women's Average	4969	3.22
All Men's Average	3385	2.90
All Campus Average	8354	3.09

## COMMUNITY ACCOMPLISHMENTS

	Above 3.0		Above 3.5		4.0	
	Number	%	Number	%	Number	%
<b>Sorority Women</b>	249	68%	163	44%	41	11%
<b>Fraternity Men</b>	115	50%	55	24%	18	8%
<b>Community</b>	364	61%	218	37%	59	10%

### HISTORIC PERSPECTIVE

	Spring '14	Fall '13	Spring '13	Fall '12	Spring '12	Fall '11
<b>Interfraternity Council</b>						
Alpha Sigma Phi	2.92	2.92	3.00	2.71	2.42	2.52
Kappa Alpha Order	2.78	2.72	2.74	2.70	2.60	2.61
Lambda Chi Alpha	2.95	2.81	2.90	3.04	2.91	2.81
Phi Delta Theta	2.74	2.57	2.91	2.71	2.86	2.94
Sigma Pi	3.15	2.80	2.56	2.37	2.42	2.64
Sigma Tau Gamma	3.14	3.02	2.99	2.77	3.04	2.30
Tau Kappa Epsilon	2.55	2.85	2.68	2.53	2.86	2.34
<b>Panhellenic Council</b>						
Alpha Sigma Alpha	3.22	3.19	3.16	3.04	3.10	3.15
Alpha Sigma Tau	3.14	3.10	3.19	3.36*		
Delta Zeta	3.17	3.11	3.26	3.24	3.19	3.07
Gamma Phi Beta	3.39	3.32	3.02	3.24	3.28	3.12
<b>National Pan-Hellenic Council</b>						
Alpha Kappa Alpha, Inc.	2.74	2.93	2.87*			
Delta Sigma Theta, Inc.	3.13	3.19*				
<b>Fraternity/Sorority Community</b>						
<b>All Sorority Average</b>	3.22	3.17	3.14	3.20	3.19	3.11
<b>All Fraternity Average</b>	2.90	2.79	2.85	2.71	2.76	2.63
<b>All Greek Average</b>	3.09	3.03	3.03	3.02	3.00	2.92

### COMMUNITY RANK PERSPECTIVE

Chapter	ACTIVE MEMBERS		NEW MEMBERS		CHAPTER	
	#	GPA	#	GPA	#	GPA
Gamma Phi Beta	91	3.39	0	0.00	91	3.39
Alpha Sigma Alpha	105	3.22	0	0.00	105	3.22
<b>All Sorority Average</b>	<b>366</b>	<b>3.22</b>	<b>2</b>	<b>3.21</b>	<b>368</b>	<b>3.22</b>
<b>All Women's Average</b>					<b>4969</b>	<b>3.22</b>
Delta Zeta	83	3.17	0	0.00	83	3.17
Sigma Pi	22	3.15	0	0.00	22	3.15
Alpha Sigma Tau	71	3.14	0	0.00	71	3.14
Sigma Tau Gamma	40	3.10	3	3.51	43	3.14
Delta Sigma Theta, Inc.	3	3.07	2	3.21	5	3.13
<b>All Greek Average</b>	573	3.11	24	2.66	<b>597</b>	<b>3.09</b>
<b>All Campus Average</b>					<b>8354</b>	<b>3.09</b>
Lambda Chi Alpha	36	2.95	4	2.97	40	2.95
Alpha Sigma Phi	10	2.92	0	0.00	10	2.92
<b>All Fraternity Average</b>	207	2.93	22	2.61	<b>229</b>	<b>2.90</b>
<b>All Men's Average</b>					<b>3385</b>	<b>2.90</b>
Kappa Alpha Order	50	2.76	5	2.94	55	2.78
Alpha Kappa Alpha, Inc.	13	2.74	0	0.00	13	2.74
Phi Delta Theta	34	2.91	7	1.96	41	2.74
Tau Kappa Epsilon	15	2.65	3	2.03	18	2.55



# Leadership

MORE THAN 20 OF THE STUDENT LEADERS RECOGNIZED AT THIS YEAR'S STUDENT LEADERSHIP AWARDS WERE MEMBERS OF THE FSL COMMUNITY.

AWARDS RECEIVED BY FRATERNITY OR SORORITY MEMBERS INCLUDE:

- ALL CAMPUS STUDENT ACHIEVEMENT AWARD
- PROVOST TOP STUDENT LEADER AWARD
- ALPHA OMEGA PSI ALUMNI MEMORIAL SCHOLARSHIP
- ROBERT L. MOORE SCHOLARSHIP
- SHERIANNE STANDLEY UNIVERSITY SERVICE SCHOLARSHIP
- WHO'S WHO AMONG STUDENTS IN AMERICAN UNIVERSITIES AND COLLEGES

# Philanthropy/Service



**4,063 HOURS OF SERVICE**



**\$ 29,609.74 DONATED**

## 36 ORGANIZATIONS SERVED

- |                          |                             |                               |
|--------------------------|-----------------------------|-------------------------------|
| Autism Speaks            | National Kidney Foundation  | Pirouette Project             |
| AIDS Resource Group      | Evansville Humane Society   | Susan G. Komen for the Cure   |
| ALS Association          | Evansville Rescue Mission   | Riley Children's Hospital     |
| Alzheimer's Association  | Girls in Bloom              | SMILE on Down Syndrome        |
| American Cancer Society  | Habitat for Humanity        | Special Olympics              |
| American Red Cross       | International Orphan Relief | St. Jude Children's Hospital  |
| Big Brothers Big Sisters | Keep Evansville Beautiful   | St. Mary's Soup Kitchen       |
| Building Strong Girls    | Like a Lion                 | SWIRCA & More                 |
| Burdette Park            | March of Dimes              | Tri-State Food Bank           |
| Christian Life Center    | National MS Society         | United Way                    |
| Community One            | Painted Turtle Camp         | Warrick County Humane Society |
| Easter Seals             | Parkview Care Center        | Wesselman Nature Society      |



RELAY FOR LIFE OF VANDERBURGH COLLEGES  
RAISED \$30,884.91 FOR THE  
AMERICAN CANCER SOCIETY

USI TEAMS RAISED \$22,000



**OF USI'S TOTAL WAS RAISED BY A  
FRATERNITY OR SORORITY TEAM**

Team	Amount Raised	Team	Amount Raised
Alpha Sigma Alpha	\$1664.38	Kappa Alpha Order	\$68.65
Alpha Sigma Tau	\$1620.51	Lambda Chi Alpha	\$635.00
Delta Zeta	\$2350.00	Phi Delta Theta	\$1000.00
Gamma Phi Beta	\$3232.00	Sigma Pi	\$995.00
IFC and Panhellenic	\$315.00	Sigma Tau Gamma	\$564.43
		Tau Kappa Epsilon	\$1140.00